

# Become a Recycle **SUPERHERO**

ACTIVITY BOOK




[penticton.ca/recycling](http://penticton.ca/recycling)



# What goes in the BLUE CART?



Circle the objects that can be recycled and put in the Blue Cart. When you are finished, colour your circled pictures and colour the cart blue.





# OLD THINGS

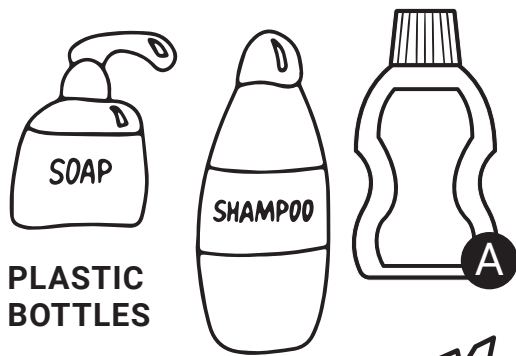
## Changed to NEW!

When something is recycled, it has been changed into something different.


Can you match the old things on the left with the recycled things on the right?

Draw a line connecting the old things to the recycled things.

Colour the recycled things that you have at home or at school.



PLASTIC BOTTLES



OLD CARDBOARD




OLD SOUP CAN




CREAM CONTAINER




OLD NEWSPAPER



GRADER BLADE




RECYCLED TISSUE PAPER



NEWSPAPER



PLASTIC LUMBER, CARPET



CEREBAL  
CARDBOARD & BOXBOARD

ANSWER: A: I, B: J, C: F, D: G, E: H



# Reduce, Reuse & RECYCLE!

“R” words are one way we can remember ways to help the environment.

**REDUCE** - means to cut down on the amount of garbage we produce.

**REUSE** - means we use something over and over again instead of throwing it away.


**RECYCLE** - means we change some things that we were going to throw away into new things.



**A**

R \_\_\_\_\_

Write the correct “R” word under each picture:



**C**

R \_\_\_\_\_



**B**

R \_\_\_\_\_ OR R \_\_\_\_\_

Think of some other ideas to reduce, reuse and recycle. Write your ideas below:

---



---







---



---


# Taking out the WASTE!





# Do you think you do as much as you can to REDUCE WASTE?

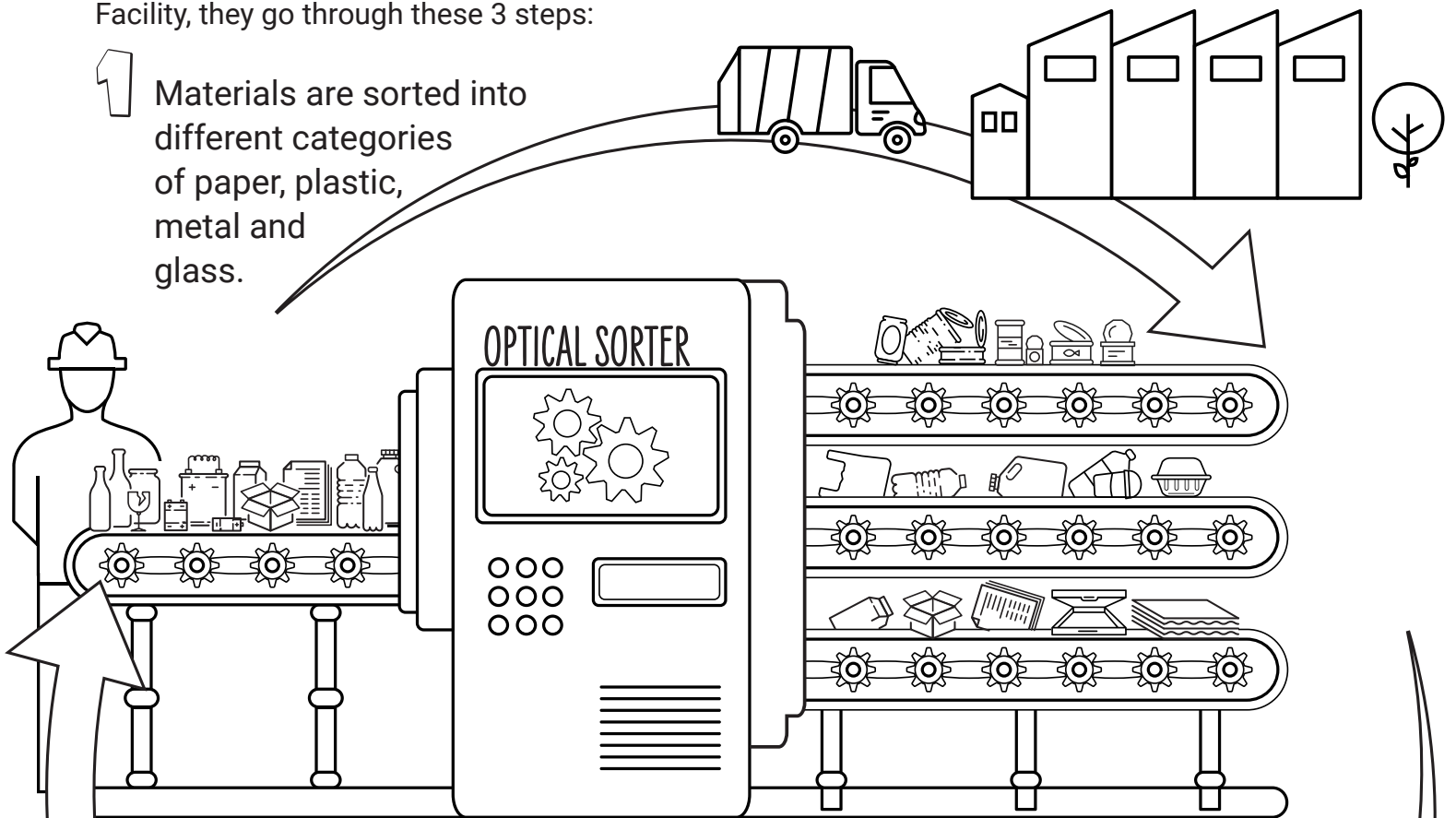
- |  |                           |                          |
|--|---------------------------|--------------------------|
| 1. I bring my lunch in a reusable container.   | <input type="radio"/> YES | <input type="radio"/> NO |
| 2. I try to take only what I can eat so there will be less food waste.                   | <input type="radio"/> YES | <input type="radio"/> NO |
| 3. When I outgrow my clothes, I give them to someone else.                               | <input type="radio"/> YES | <input type="radio"/> NO |
| 4. I write on both sides of paper then put the paper in a recycling box.                 | <input type="radio"/> YES | <input type="radio"/> NO |
| 5. When I'm cold I wear a sweater instead of asking my family to turn up the thermostat. | <input type="radio"/> YES | <input type="radio"/> NO |
| 6. I talk to my family or my teacher about reducing, reusing, and recycling.             | <input type="radio"/> YES | <input type="radio"/> NO |



# What happens after you RECYCLE?

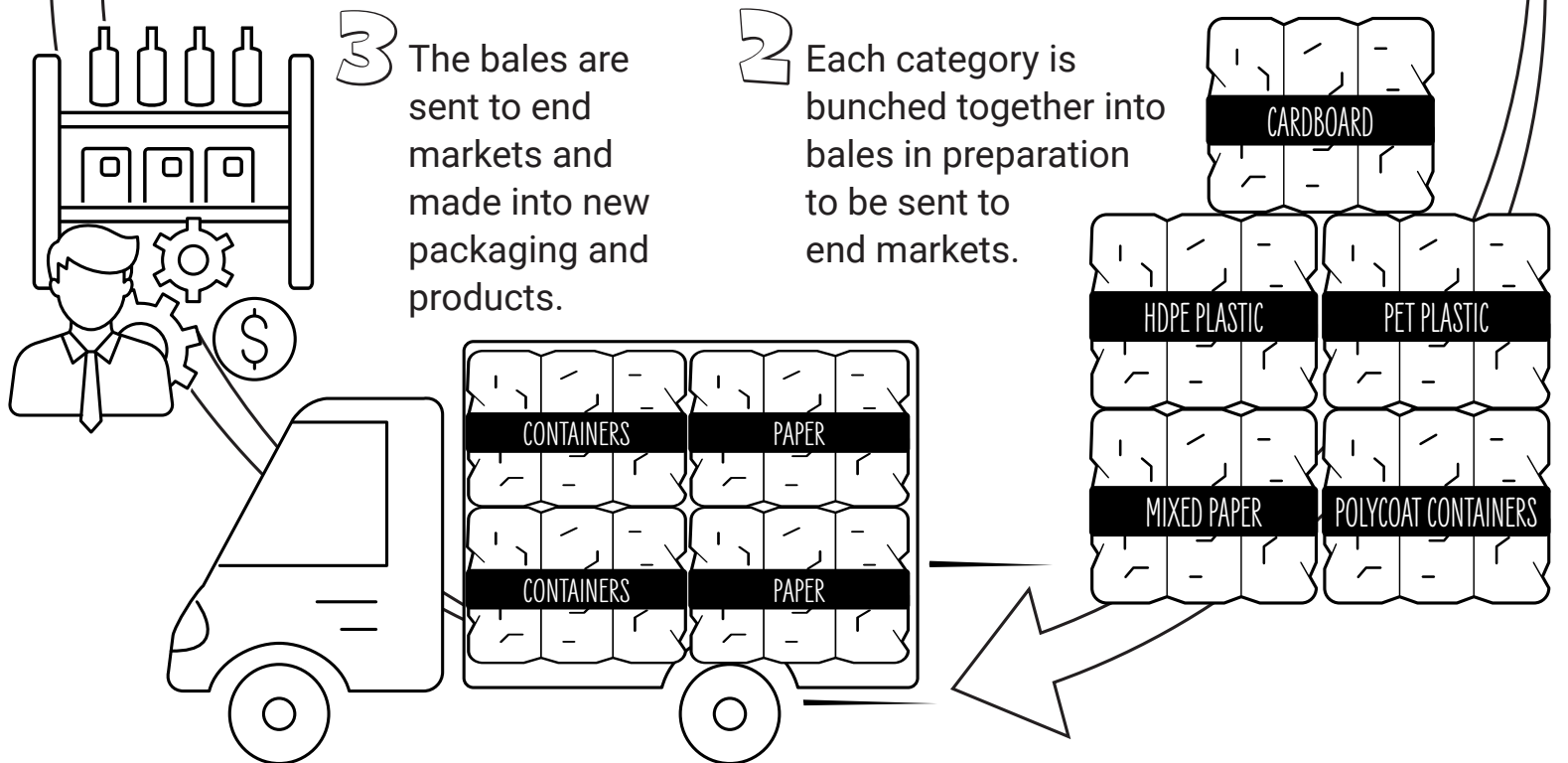
After materials are collected from homes or returned to a depot, they are taken to one of Recycle BC's Material Recovery Facilities. Once they arrive at the Material Recovery Facility, they go through these 3 steps:

**1** Materials are sorted into different categories of paper, plastic, metal and glass.



**3** The bales are sent to end markets and made into new packaging and products.

**2** Each category is bunched together into bales in preparation to be sent to end markets.



**Fun fact: 99% of plastics stay in BC for recycling!**